

QUICK BLUETOOTH SETUP

Bluetooth® devices

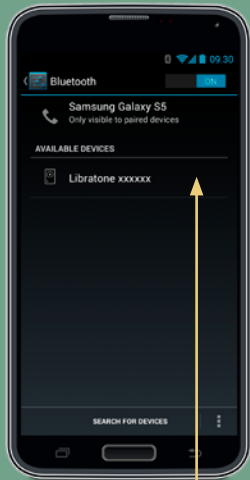
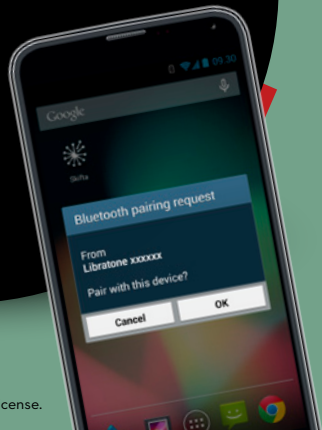
Full manual and warranty sheet on libratone.com



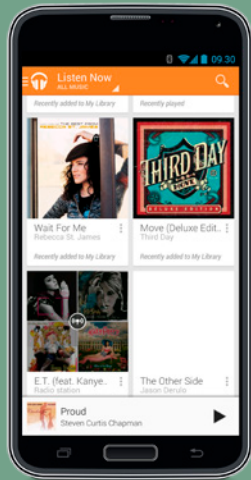
1 Press the **Logo Button** to turn speaker on.

2 Press and hold the **Bluetooth Button** for two seconds until the **Logo Button** emits a blue sequence.

3 Unlock your NFC (Near Field Communication) phone or tablet and hover over the **Logo Button** ...



4 ... OR connect to the speaker through the **"Bluetooth settings"** menu.



5 Choose your favorite music player and set your music free!