

# QUICK AIRPLAY SETUP

iOS 7 or later

Full manual and warranty sheet on [libratone.com](http://libratone.com)

1 Press the **Logo Button** to turn the speaker on.



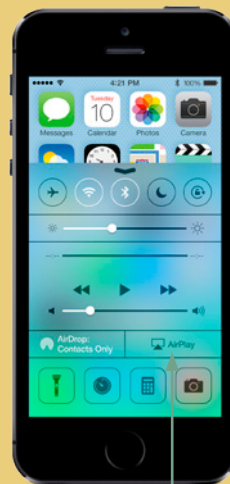
3 Press **both buttons** simultaneously for **"Share Wi-Fi Settings?"** to pop up.



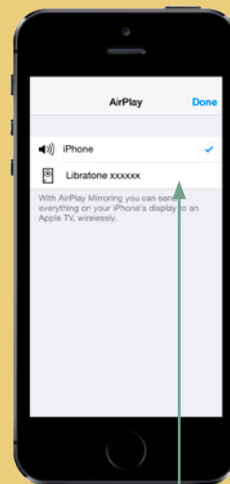
2 Connect your speaker and iOS device with a USB cable.



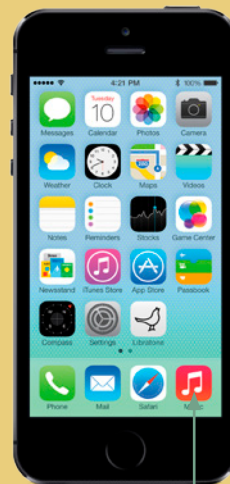
4 Press **"Allow"** and wait for the speaker to restart. Remove cable afterwards.



5 Swipe up from the bottom of the display to enter **"Control Center"** and press **"AirPlay"**.



6 Choose your speaker.



7 Choose your favorite music player and set your music free!