


QUICK DLNA SETUP


Android / PC

Full manual and warranty
sheet on libratone.com



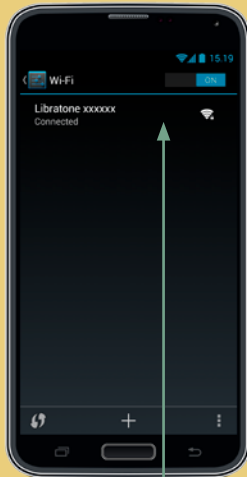
1

Press the **Logo Button** to turn speaker on.



2

Press and hold the **Wi-Fi button** for two seconds until the **Logo Button** pulses white. When it emits a white sequence (takes up to 20 seconds) it's ready.



3

Open "**Wi-Fi settings**" and connect to the speaker's network.



4

Open a browser and type "192.168.1.1" and follow the Wi-Fi setup instructions.



5

Wait for your speaker to restart. The **Logo Button** breathes white when ready.



6

Open a DLNA Music Player. Select your speaker and press play to set your music free.